




HOME LEARNING

Week beginning 13th July

Subject	Activities
Phonics	<p>L.O. I can recognise my sounds Use the phonic sound flashcards that you made last week. Muddle the sounds up. Go through each sound showing the card to your child and getting them to say the sound.</p> <p>L.O I can sound out and blend to read Write some sounds or words on pieces of paper (e.g. in, up, at, on, bat, van, cup, ran, pan, pot, clap, jump, tent, black, chick, chop, chip, clock, ship, shop, wing). Make an island using blankets or cushions. Arrange the sounds/words around the island. The aim of the game is to save all of the words and put them onto the island, you have to read each word correctly for it to get safely onto the island.</p> <p>Encourage your child to read to you every day. 'Oxford Owl' have a selection of e-books for children to read. All you need to do is set up a log in as a parent and then you can access a variety of books at your child's reading level. https://www.oxfordowl.co.uk/</p> <p>Watch Alphablocks – encourage your child to join in by saying the sounds and sounding out and blending to read.</p> <p>Go on a plant/nature hunt around the garden/on a walk. Can you find something beginning with...? Can you find something that rhymes with...? Can you find something that ends with the sound...? Ask your child to write down a list of the things they have found. Encourage them to use their sounds to help them spell.</p>
Reading/Writing	<p>L.O. I can listen and respond to a story. I can share my thoughts and ideas with others. I can remember key parts of a story. I can retell the story in my own words</p> <p>L.O. I can hold a pencil and use it to form some recognisable letters. I can use my sounds to sound out and write lists, labels and captions. I can use my sounds to write sentences. I can form the majority of my letters correctly.</p> <p>Read/watch Jaspers beanstalk (or another book about growing) You can find the link here to watch it: https://www.youtube.com/watch?v=Da6lxY_8jmU</p> <p>What happens in the story? Can you retell the story in your own words? What happened first? Next? Last? Can you remember the days of the week? Can you say them in order? Recap what Jasper did in the story and ask: What do plants need in order to grow? Share ideas. What would happen if... We didn't water it? We put it in a dark cupboard to grow? Draw a picture of Jaspers bean stalk and label it using some initial sounds. Write a list of things that plants need in order to grow. Extend to writing a sentence/sentences.</p> <p>Go on a plant/flower hunt around your garden or whilst out on a walk. Can you draw a picture of the flowers/plants you have found? Can you label the different parts of the plant/flower? (stem, leaves, petals, flower, roots, soil)</p> <p>Read Jack and the Beanstalk or watch an animated version https://www.youtube.com/watch?v=W5rxfLRgXRE What would you like to find at the top of the beanstalk? Draw a picture and label it or write sentences about what you would like to find.</p> <p>Design your own Giant at the top of the beanstalk. Can you think of/write words to describe it?</p> <p>Challenge: Re-write the story in your own words.</p>
Maths	L.O. I can use the language 'tall/taller/tallest' or 'short/shorter/shortest' when comparing

	<p>objects. I can order items from tallest to shortest.</p> <p>Go on a flower/plant hunt. Flowers come in all different sizes. Can you spot the tallest flower? The shortest flower? Collect things from around your house/garden, can you order them from tallest to shortest? You could do this with your family members. Who is the tallest? Who is the shortest? Use bricks/blocks, can you make a tall tower? A short tower? What is the tallest tower you can make? How many bricks did you use?</p> <p>L.O I can recognise and name 2D shapes and talk about some of their properties. I can recognise and name some 3D shapes.</p> <p>Look around your house/garden, what shapes can you see? Can you name them? Can you sort different objects according to their shape? (2D - circle, square, triangle, rectangle, semi-circle, oval. 3D – cube, cuboid, cylinder, cone, sphere). See images at the bottom of this page to help.</p> <p>Can you make a shape picture? What shapes have you used? Can you count how many corners and sides each shape has? Can you make a 3D shape model using junk materials? Can you name the shapes you have used?</p>  <p>Can you make a flower picture using shapes?</p> <p>Continue to work on recognising and ordering numbers up to 20.</p>
<p>Topic- Growing</p>	<ul style="list-style-type: none"> - Create your own flowers using junk materials. You could use cardboard tubes, egg boxes, straws, tissue paper, coloured paper etc... Or you could draw or paint your own flower.  <ul style="list-style-type: none"> - Use different tools for painting e.g. sticks, leaves, cotton buds, screwed up paper.  <ul style="list-style-type: none"> - Can you create your own Giant from Jack and the bean stalk using play dough? Describe your giant to a friend or grown up. If you can get some seeds, plant a seed in a pot with some soil, water it everyday and watch it grow.

2D Shapes



circle



rectangle



triangle



oval



octagon



square



heptagon



rhombus



pentagon



hexagon



3D Shape



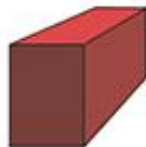
pyramid



cube



sphere



cuboid



cone



triangle prism



cylinder

