







HOME LEARNING

Week beginning 13th July

Subject	Activities																						
Reading	<p>Pick a book to read at home with your adult, this could be a new book, your school book or an old favourite!</p> <p>Once you have read your book talk about the main events in the story:</p> <ul style="list-style-type: none"> - Beginning – who is the main character and what is the story setting? - Middle – What is the problem? What goes wrong? - End – How is the problem solved? <p style="text-align: center;">Write a book review!</p> <ul style="list-style-type: none"> - What is the book title? - Who is the author? - Who is the illustrator? - How did you feel about the book? Likes/Dislikes - Favourite part of the book. <div style="float: right; border: 1px solid black; padding: 5px; width: 200px;"> <p style="text-align: center;">My Book Review</p> <p>Name: _____</p> <p>Date: _____</p> <p>Book Title: _____</p> <p style="text-align: center;">How did you feel about this book?</p> <div style="display: flex; justify-content: space-around;">    </div> <p style="text-align: center;">Draw your favourite part of the book.</p> <div style="border: 1px solid black; height: 80px; width: 100%;"></div> </div>																						
Writing	<p>L.O. I can use adjectives to describe.</p> <div style="display: flex; align-items: center;">  <div> <p>Look at the Monster. What adjectives would you use to describe him? Make a mind map/list of adjectives you could use. Here are some examples →</p> </div> </div> <div style="display: flex; justify-content: flex-end; margin-top: 10px;"> <table border="0"> <tr> <td>hairy</td> <td>kind</td> </tr> <tr> <td>scaly</td> <td>lonely</td> </tr> <tr> <td>fluffy</td> <td>crusty toes</td> </tr> <tr> <td>orange</td> <td>stripy nose</td> </tr> <tr> <td>blue</td> <td>pointy tusks</td> </tr> <tr> <td>green</td> <td>long horns</td> </tr> <tr> <td>big</td> <td>spotty tail</td> </tr> <tr> <td>enormous</td> <td>purple claws</td> </tr> <tr> <td>small</td> <td>long neck</td> </tr> <tr> <td>tiny</td> <td>yellow tummy</td> </tr> <tr> <td>scary</td> <td></td> </tr> </table> </div> <p style="text-align: center;">Write a character description. Remember to use adjectives in your sentences to add more detail!</p>	hairy	kind	scaly	lonely	fluffy	crusty toes	orange	stripy nose	blue	pointy tusks	green	long horns	big	spotty tail	enormous	purple claws	small	long neck	tiny	yellow tummy	scary	
hairy	kind																						
scaly	lonely																						
fluffy	crusty toes																						
orange	stripy nose																						
blue	pointy tusks																						
green	long horns																						
big	spotty tail																						
enormous	purple claws																						
small	long neck																						
tiny	yellow tummy																						
scary																							
Maths	<div style="display: flex; align-items: center;">  <div> <p>L.O. I can identify coins and their value. Ask your adult to help you collect some different coins. Can you name the coins and say what they are worth? Can you add 1p and 2p coins together and work out how much you have got?</p> </div> </div> <p>L.O. I can make a given amount with a range of coins. Pick a number from 1 – 10. Can you make this amount using a range of coins? For example: 9p: 1p + 1p + 1p + 1p + 1p + 1p + 1p + 1p + 1p = 9p 2p + 2p + 2p + 1p + 1p + 1p = 9p</p>																						
Topic	<p style="text-align: center;">Money Box design!</p> <p>A money box is a place where we keep and save our money. It stores it until we are ready to spend it or put it somewhere else. Do you have a moneybox?</p> <p>Task: Design your own money box! Think about:</p> <ul style="list-style-type: none"> - Will you have a coin slot? - How will you get the money out of your money box? - What colours/shapes/patterns will you use? <div style="text-align: right; margin-top: 20px;">  </div>																						