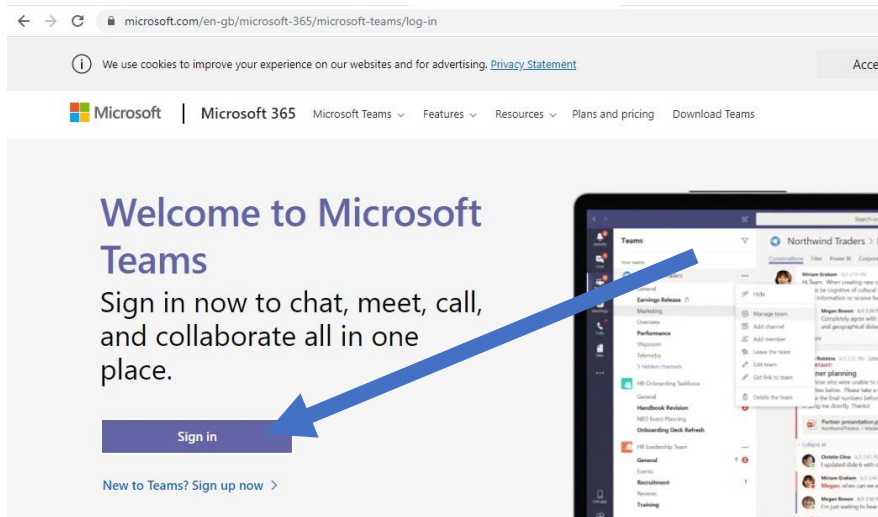


# 1. Logging in to Microsoft Teams

## A) For desktop

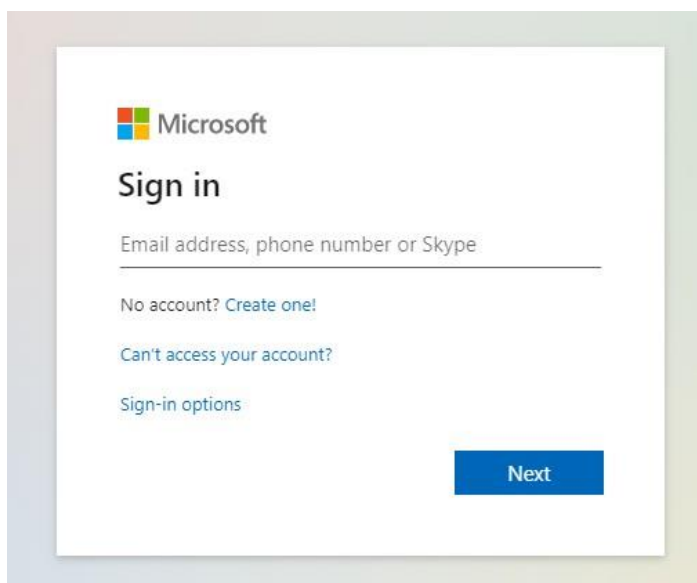
**Step 1:** open a web browser and visit [teams.microsoft.com](https://teams.microsoft.com)



**Step 2:** type in your email address and click next.

@reach2schools.org

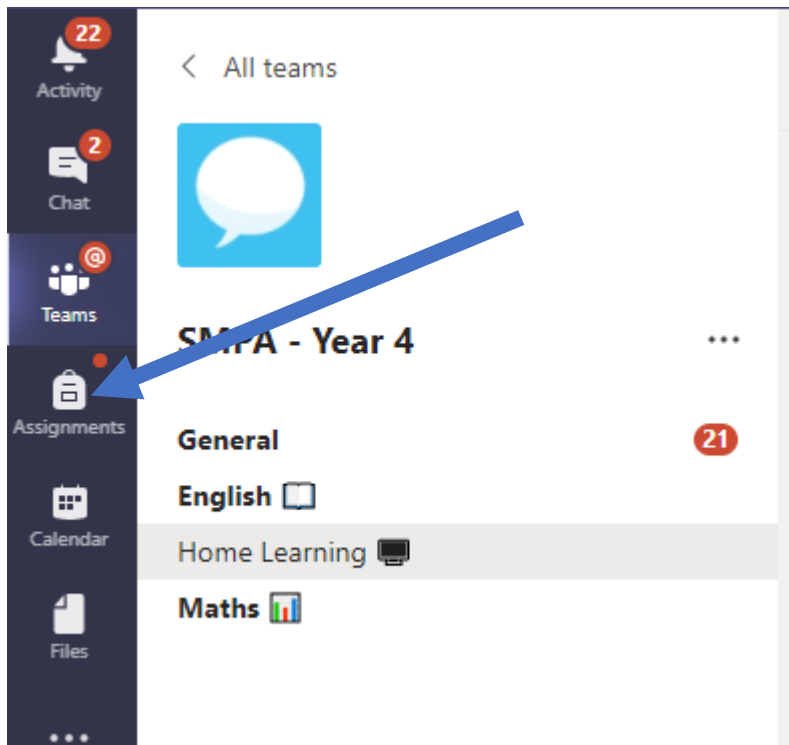
@nsnacademy.com – Year 1 children only



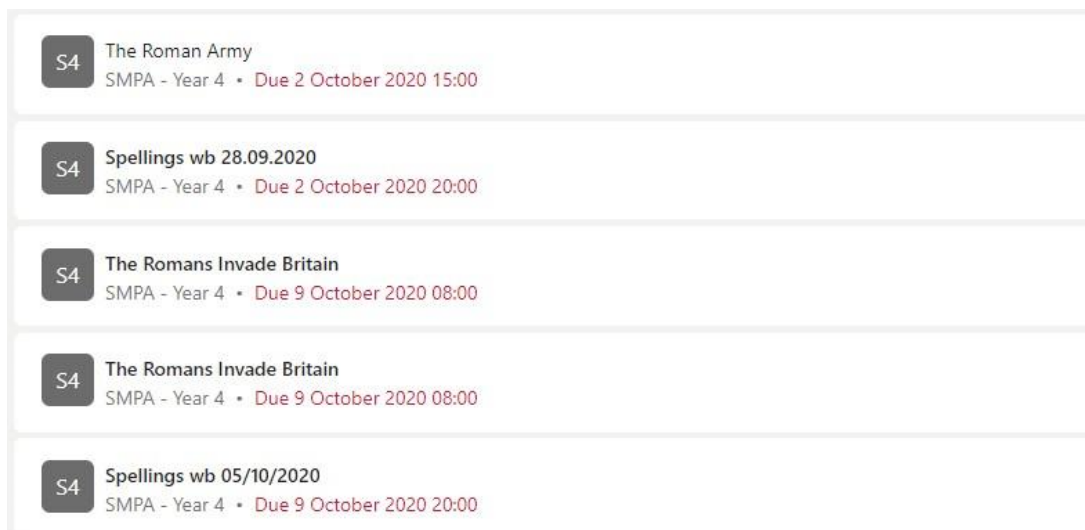
Type in your password,

Reach2021

**Step 3:** Once signed into Teams, you will be able to see the “Assignments” tab.



**Step 4:** Click on the assignment tab to access the home learning set by your teacher.



## **B) For a mobile device/tablet:**

**Step 1:** You will need to download the Microsoft Teams App (it is free to download)

- On an Apple device, you will need to get this from the “App store”
- On an Android device, you will need to get this from the “Play Store”.

**Step 2:** type in your email address and click next.

@reach2schools.org

@nsnacademy.com – Year 1 children only

**Step 3:** type in your password and click next.

***Reach2021***